

Old Testament Lessons

Vol. I



GENESIS AND EXODUS

IN

22 LESSONS

QUESTIONS TO BE ANSWERED AND GRADED

Designed To Teach the Scriptures

By

GRANVILLE W. TYLER

Genesis - Exodus

Lesson #19

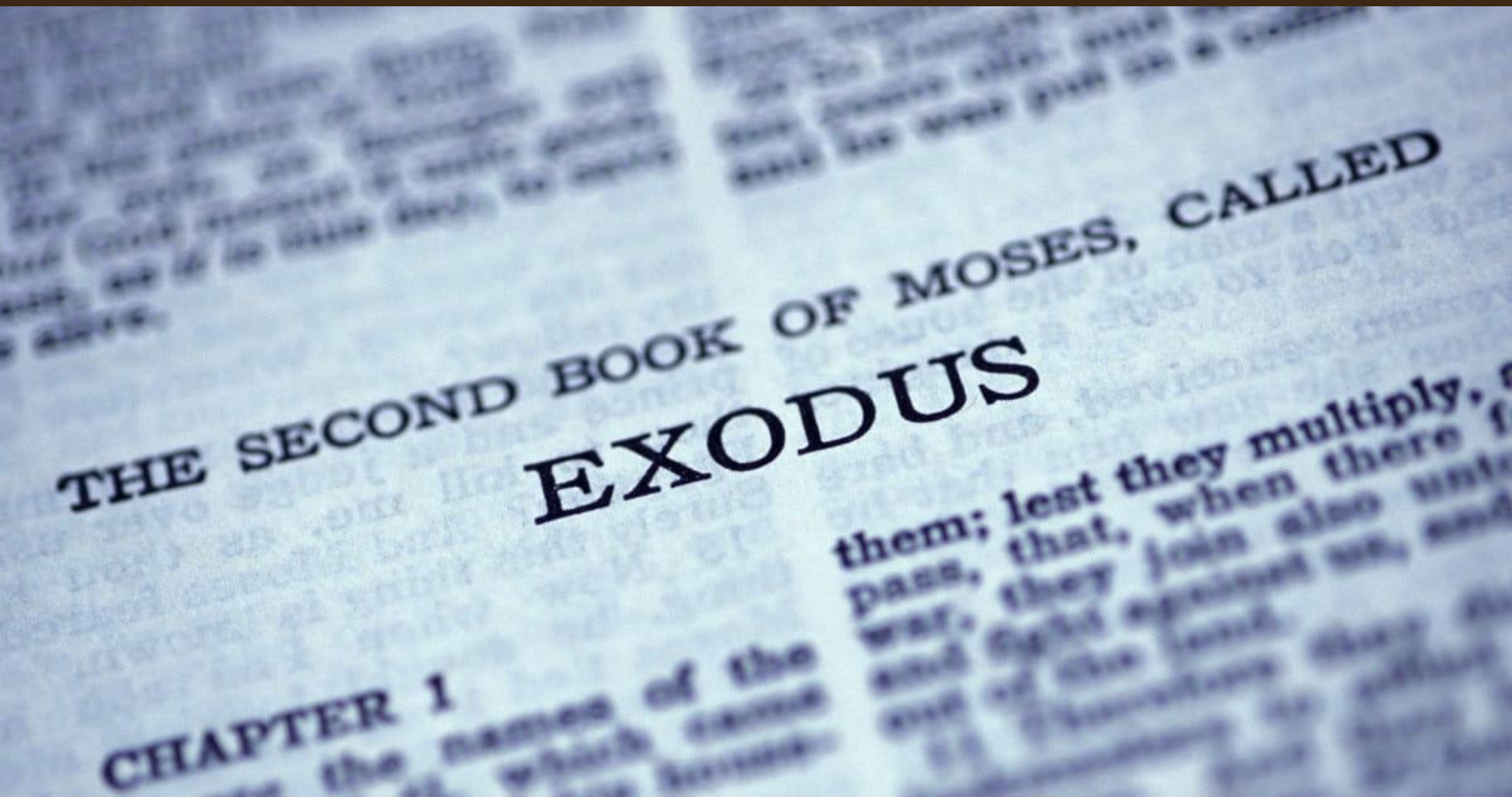
Exodus 26-27, 36, 38

Lesson # 19

Exodus 26-27, 36 & 38



Outline of Exodus



I. Israel in Egypt	1:1 - 12:36
A. Israelites oppressed in Egypt.....	1:1-22
B. Moses before his call	2:1 - 2:25
1. Birth and early years of Moses	2:1-10
2. Murder of Egyptian and flight from Egypt.....	2:11-15
3. Journey from Egypt to Midian	2:16-20
4. Taking of Zipporah as wife.....	2:21-25
C. Call of Moses	3:1 - 4:31
1. Burning bush.....	3:1 - 4:18
2. Journey from Midian to Egypt	4:19-26
3. Meeting with Aaron and elders of Israel	4:27-31
D. Moses & Pharaoh Meeting #1: straw taken	5:1-23
E. God's covenant reminder.....	6:1-13
F. Genealogies of Moses and Aaron.....	6:14-30
G. Moses & Pharaoh Meeting #2: rod to serpent.....	7:1-13

H. The Ten Plagues.....	7:13 - 12:36
1. River water turned to blood	7:13-25
2. Frogs	8:1-15
3. Lice	8:16-19
4. Flies	8:20-32
5. Cattle die.....	9:1-7
6. Boils.....	9:8-12
7. Hail	9:13-35
8. Locusts.....	10:1-20
9. Darkness	10:21-29
10. First-born killed	11:1 - 12:36
i) Preparation	11:1-10
ii) Institution of Passover	12:1-28
iii) The Plague Itself.....	12:29-36

- II. Exodus from Egypt to Sinai..... 12:37 - 18:27
 - A. Journey Egypt - Red Sea, Pillar of Cloud & Fire 12:37 - 14:20
 - B. Journey through the Red Sea..... 14:21-31
 - C. Songs of Moses and Miriam 15:1-21
 - D. Journey from Red Sea to wilderness of Shur.... 15:22-26
 - 1. Provision of water at Marah (the bitter waters)
 - E. Journey from Elim to wilderness of Sin 15:27 - 16:36
 - 1. Provision of quail and manna
 - F. Journey from wilderness of Sin to Rephidim 17:1 - 18:27
 - 1. Water from rock in Horeb (Massah, Meribah) ..17:1-7
 - 2. War: Amalek in Rephidim (Moses' arms upheld) 17:8-16
 - 3. Jethro (father-in-law) meets and advises Moses 18:1-27

III. Israel at Sinai.....	19:1 - 40:38
A. Journey from Rephidim to wilderness of Sinai	19:1-2
B. Fifth Dispensation (Law) Instituted.....	19:3-25
1. Kingdom covenant given and ratified	19:1-8
2. Appearance of God on Mt. Sinai	19:9-25
C. Giving of the Ten Commandments	20:1-26
D. Giving of the judgments and feasts	21:1 - 23:33
E. Agreement of people to the words of the Lord	24:1-18
1. Sprinkling of blood on altar and people	24:3-8
2. Moses on Mt. Sinai for 40 days and nights	24:9-18

F. Specification of the Tabernacle	25:1 - 31:11
1. Offering for supplies	25:1-9
2. Design of the ark	25:10-22
3. Design of the table for showbread	25:23-30
4. Design of the golden candlestick	25:31-40
5. Design of the tabernacle itself	26:1-37
6. Design of the altar for burnt offering	27:1-8
7. Design of the court of the tabernacle	27:9-19
8. Tending of the lamp	27:20-21
9. Design of priests' garments	28:1-14
10. Design of the breastplate of judgment	28:15-30
11. Design of sacred vestments	28:31-43
12. Description of consecration of Aaron and sons	29:1-9
13. Description of sacrifices	29:10-46
14. Design of the altar of incense	30:1-10
15. Atonement money	30:11-16
16. Design of the brass laver	30:17-21
17. Anointing oil and incense	30:22-38
18. Appointing of workmen	31:1-11

G. Between the Specification & Building of Tabernacle 31:12 - 35:3

1. Reminder of the Sabbath 31:12-17
2. Giving of the two tablets 31:18
3. The golden calf incident and judgment 32:1-35
4. God's command to go up to the promised land 33:1-6
5. Tabernacle outside of camp; Moses speaks with God ... 33:7-11
6. Moses' request of assurance of God's presence 33:12-23
7. Moses on Mt. Sinai Again for 40 days and nights 34:1-28
 - i) Renewal of tablets, covenant 34:1-10
 - ii) Warnings 34:11-17
 - iii) Feasts 34:11-26
 - a) Unleavened bread (see 23:14-15) 34:18-21
 - b) Feast of Weeks (see 23:16) 34:22
 - c) Feast of Ingathering (see 23:16) 34:22
 - d) Summary of requirements and their origin 34:23-28
8. The Shining and Veiling of Moses' face 34:29-35
9. Reminder of the Sabbath 35:1-3

H. Building of the Tabernacle	35:4 - 39:43
1. Command for offering	35:4-9
2. Command for workmen	35:10-19
3. Provision of offering	35:20-29
4. Preparation of workmen	35:30 - 36:1
5. Completion of offering	36:1-7
6. Making of the tabernacle itself	36:8 - 36:38
7. Making of the ark	37:1-9
8. Making of the table	37:10-16
9. Making of candlestick	37:17-24
10. Making of altar of incense	37:25-28
11. Making of anointing oil and incense	37:29
12. Making of altar of burnt offering	38:1-7
13. Making of brass laver	38:8
14. Making of court of tabernacle	38:9-20
15. Total amount of supplies offered	38:21-31
16. Making of Priests garments	39:1-31
17. Work Finished on the Tabernacle	39:32-43

I. Assembly of the Tabernacle	40:1-38
1. Setting up of Tabernacle	40:1-12
2. Consecration of Aaron and sons	40:13-33
3. Glory of the Lord appears	40:34-38

Overall View of the Tabernacle



Inside



Furnishings of the Tabernacle




Outside

Furnishings on Outside of Tabernacle

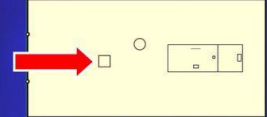


Bronze Laver



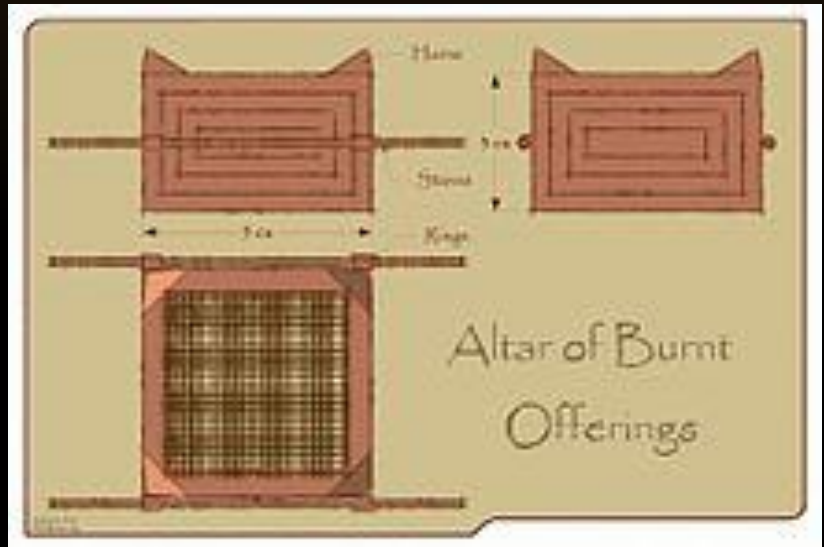

Laver

The Bronze Altar



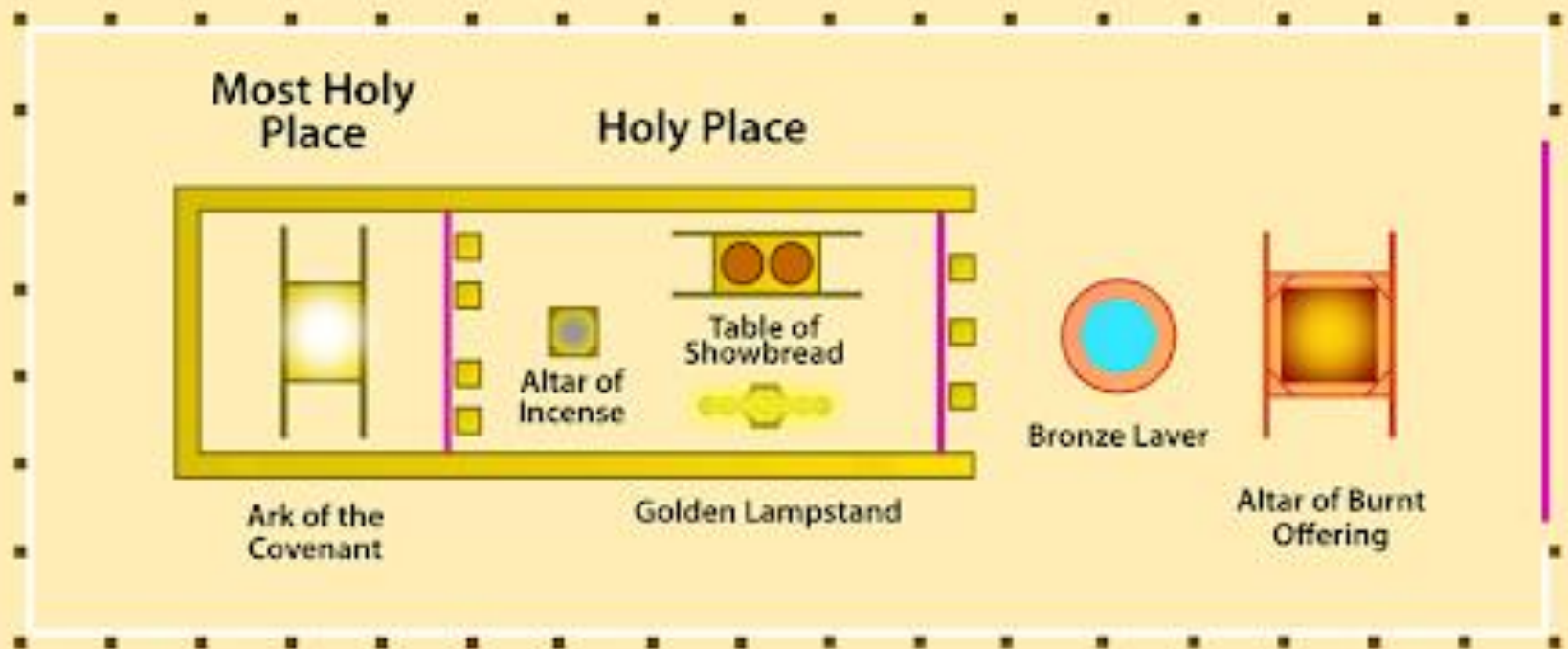
The measurements of the bronze altar:

- ❖ 7.5 ft long
- ❖ 7.5 ft wide
- ❖ 4.5 ft high

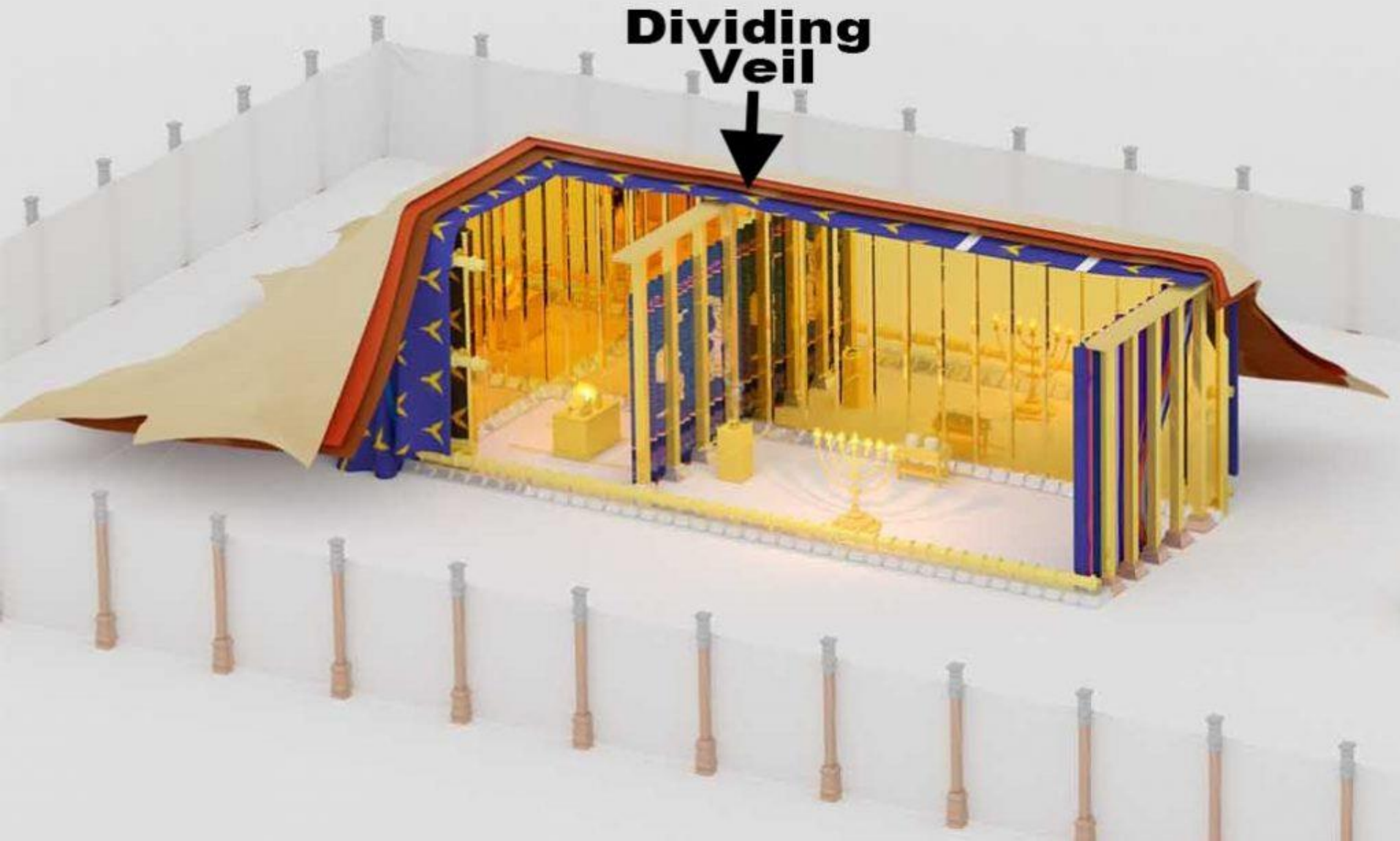


Furniture of the Tabernacle

The Tabernacle



Construction of the Tabernacle



THE TABERNACLE TENT

The entire tent was 45 feet (13.7 m) long, 15 feet (4.6 m) wide, and 15 feet (4.6 m) high. It was a wooden skeletal structure, overlaid with gold, with no solid roof or front wall (Ex. 26:15–29). Five wooden bars (overlaid with gold) passed through rings attached to each frame (Ex. 26:26–30).

The Most Holy Place was a 15-foot (4.6-m) cube, containing only the ark of the covenant (Ex. 25:10–22; 37:1–9). It was here that Yahweh would descend to meet with his people in a cloud theophany (divine appearance). The high priest could enter only once a year, on the Day of Atonement (see note on Heb. 9:7).

The framed structure was covered by four layers of cloth and skin (Ex. 26:1–14).

The table for the bread of the Presence (Ex. 25:23–30)

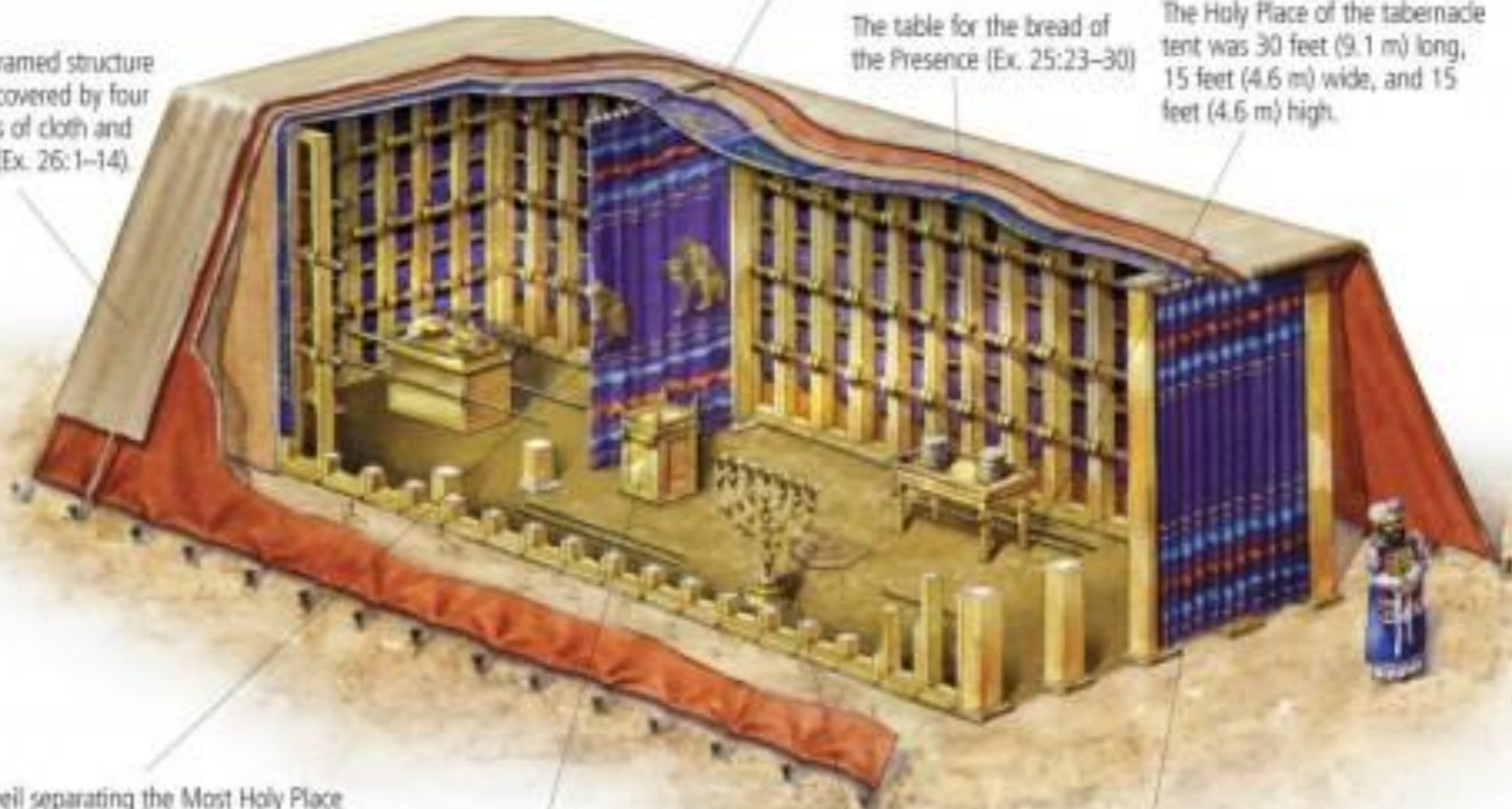
The Holy Place of the tabernacle tent was 30 feet (9.1 m) long, 15 feet (4.6 m) wide, and 15 feet (4.6 m) high.

The veil separating the Most Holy Place from the Holy Place was made from blue, purple, and scarlet dyed yarns woven with fine twined linen and embroidered with cherubim (Ex. 26:31–33). It hung on four golden pillars.

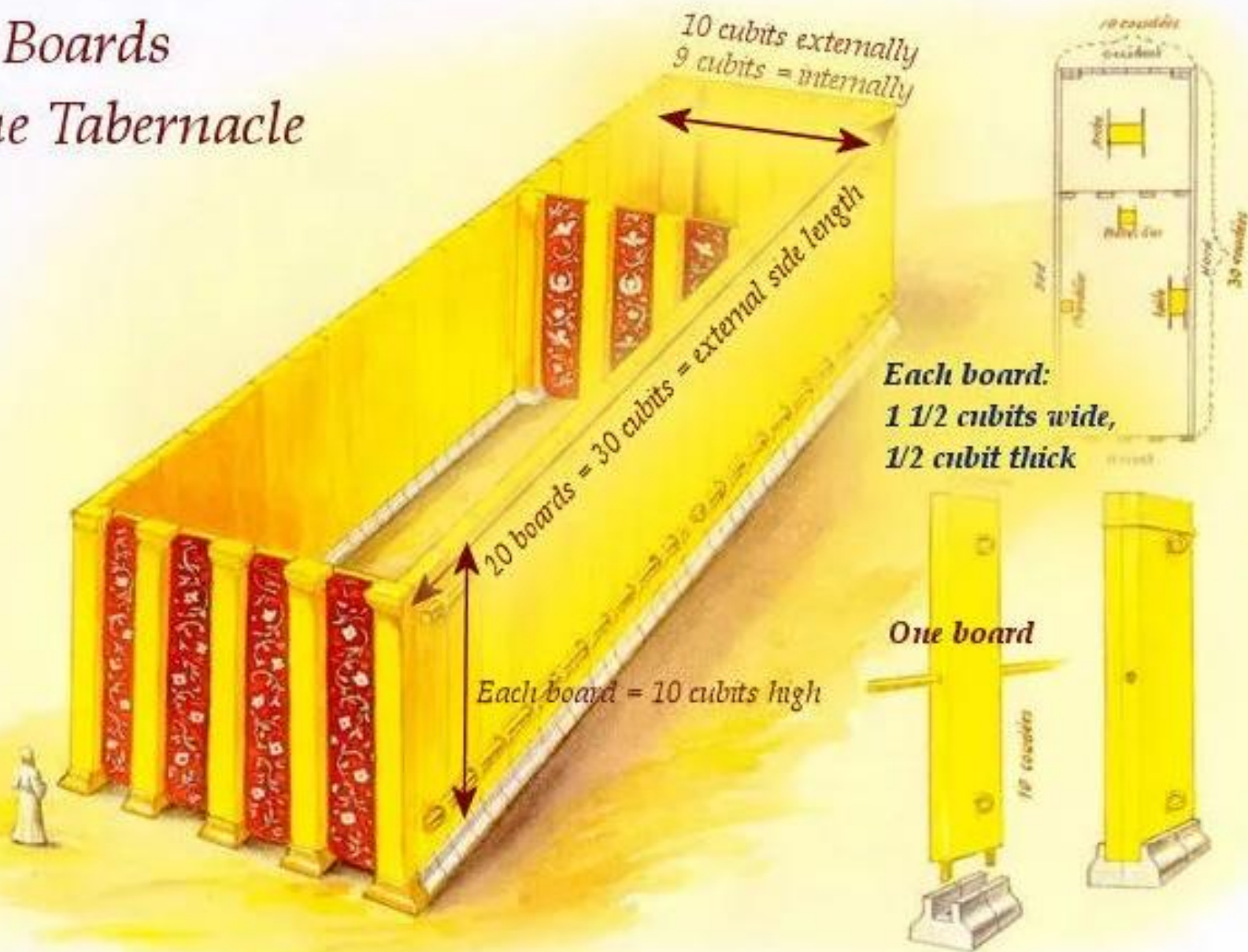
The altar of incense (Ex. 30:1–5; 37:25–29)

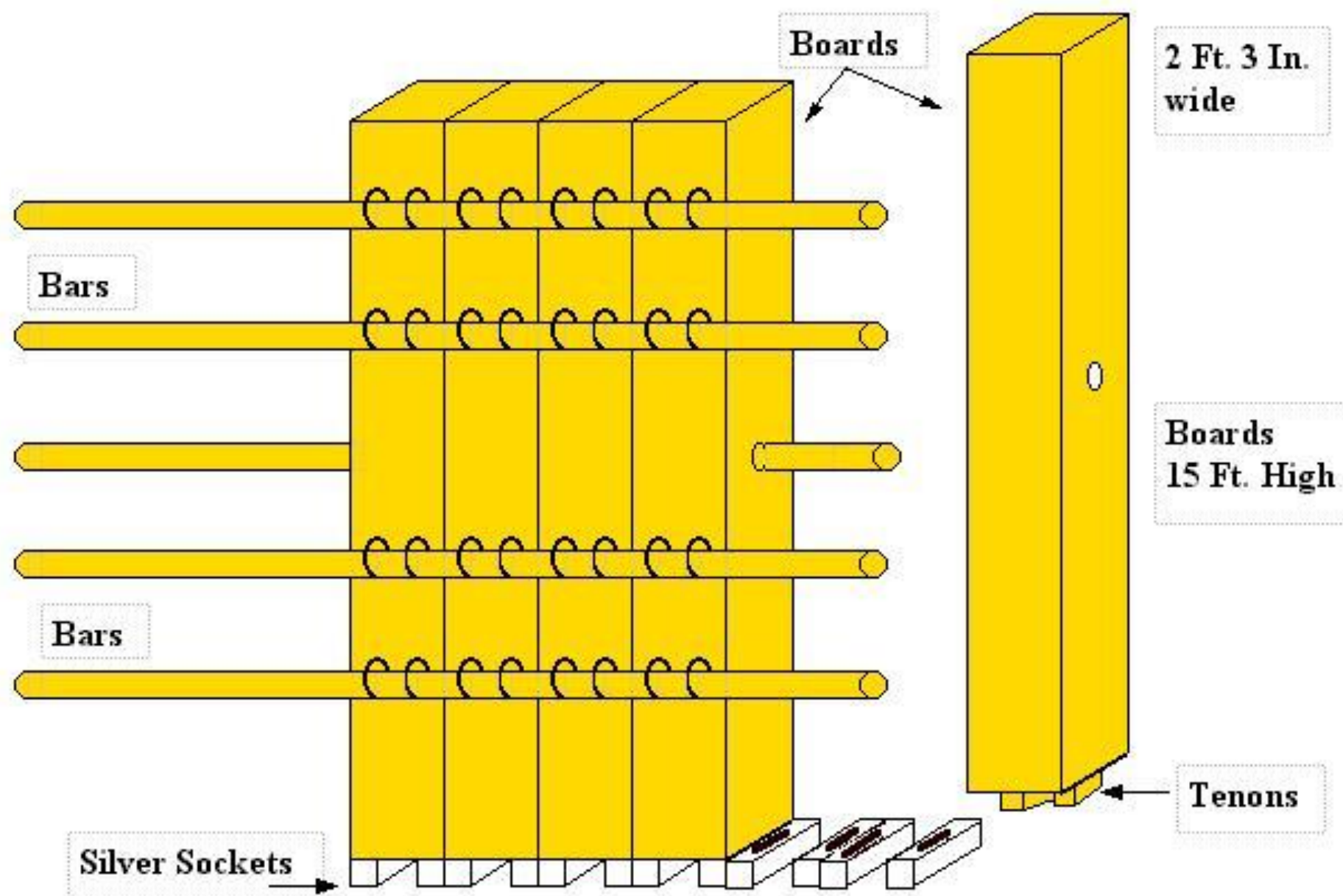
The golden lampstand (Ex. 25:31–40; 37:17–24)

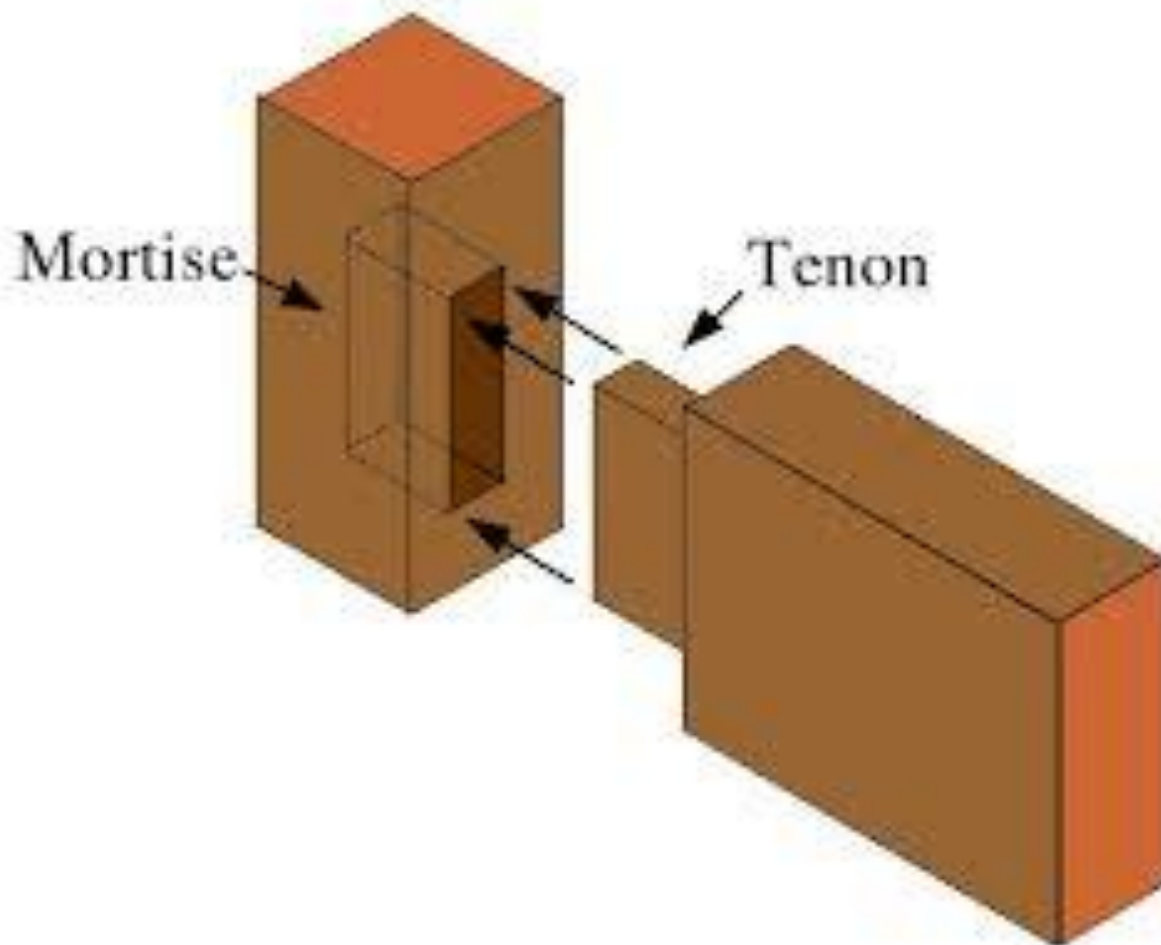
The veil that formed the entrance to the tabernacle was similar to the veil separating the Holy Place from the Most Holy Place, except that cherubim were not embroidered on it. It was suspended on five golden pillars (Ex. 26:36–37).



The Boards of the Tabernacle

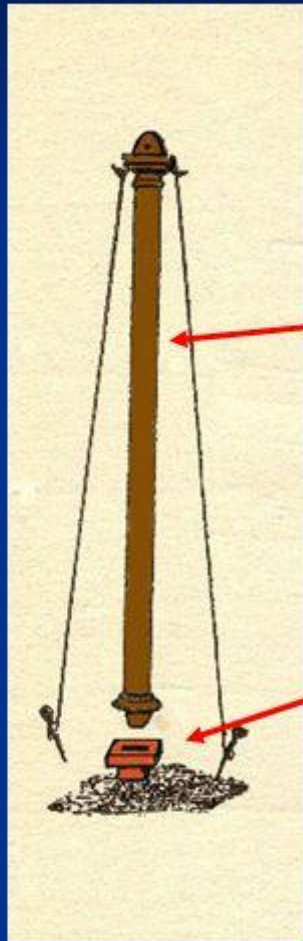






POSTS THROUGHOUT TABERNACLE HOLY

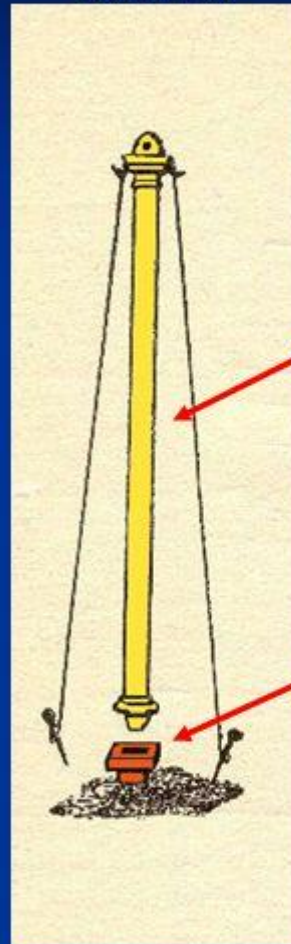
COURT



Wood

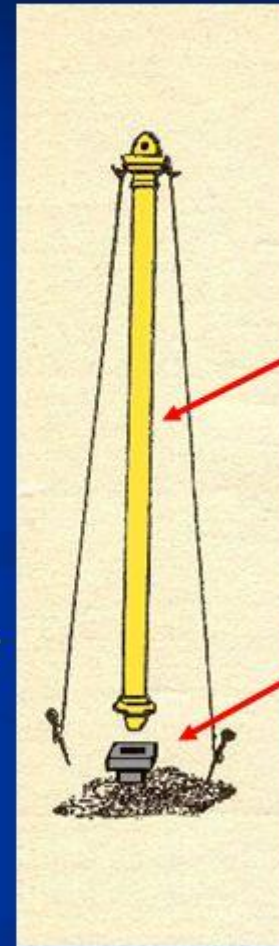
Copper

MOST
HOLY



Gold

Copper

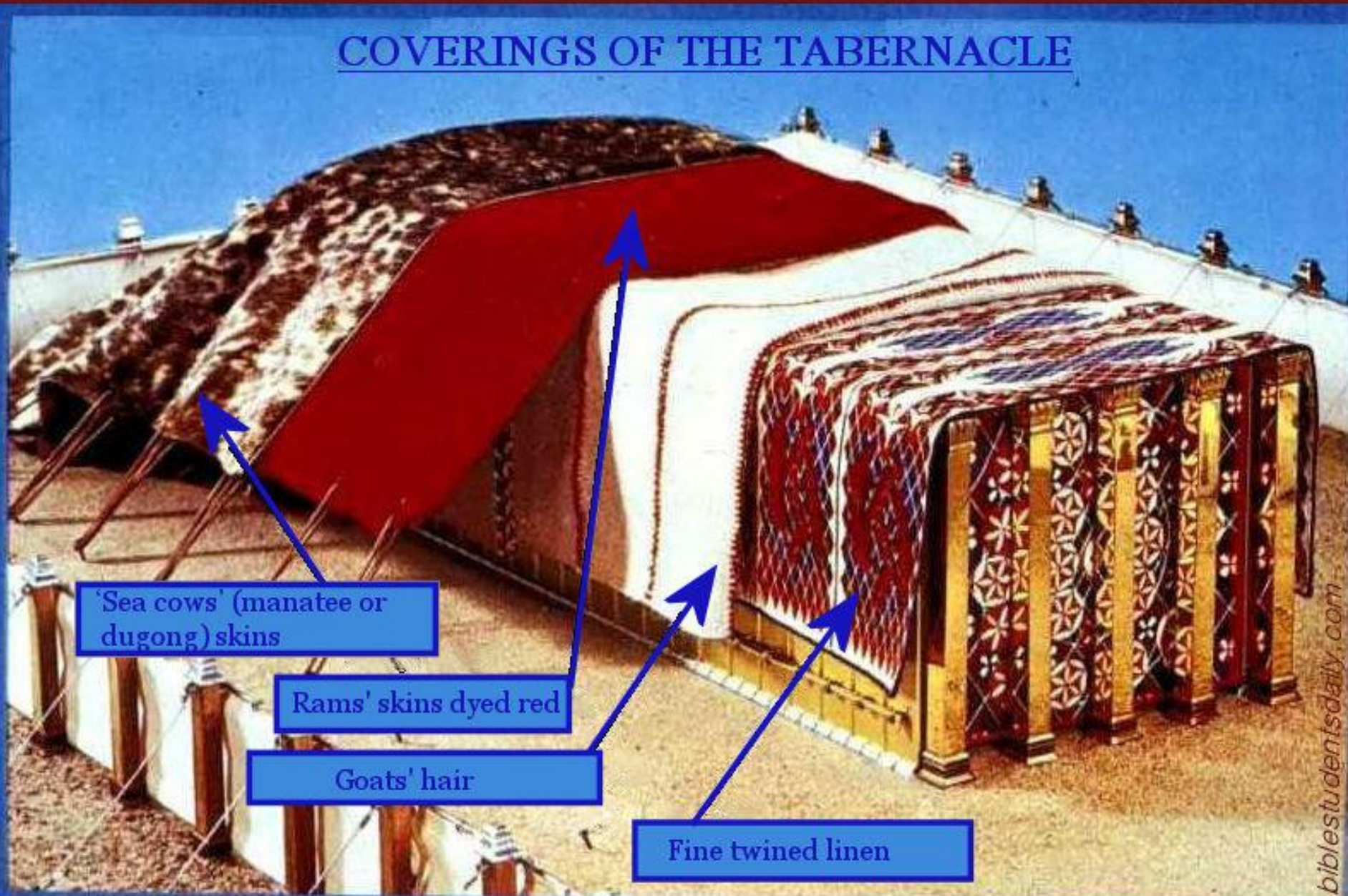


Gold

Silver

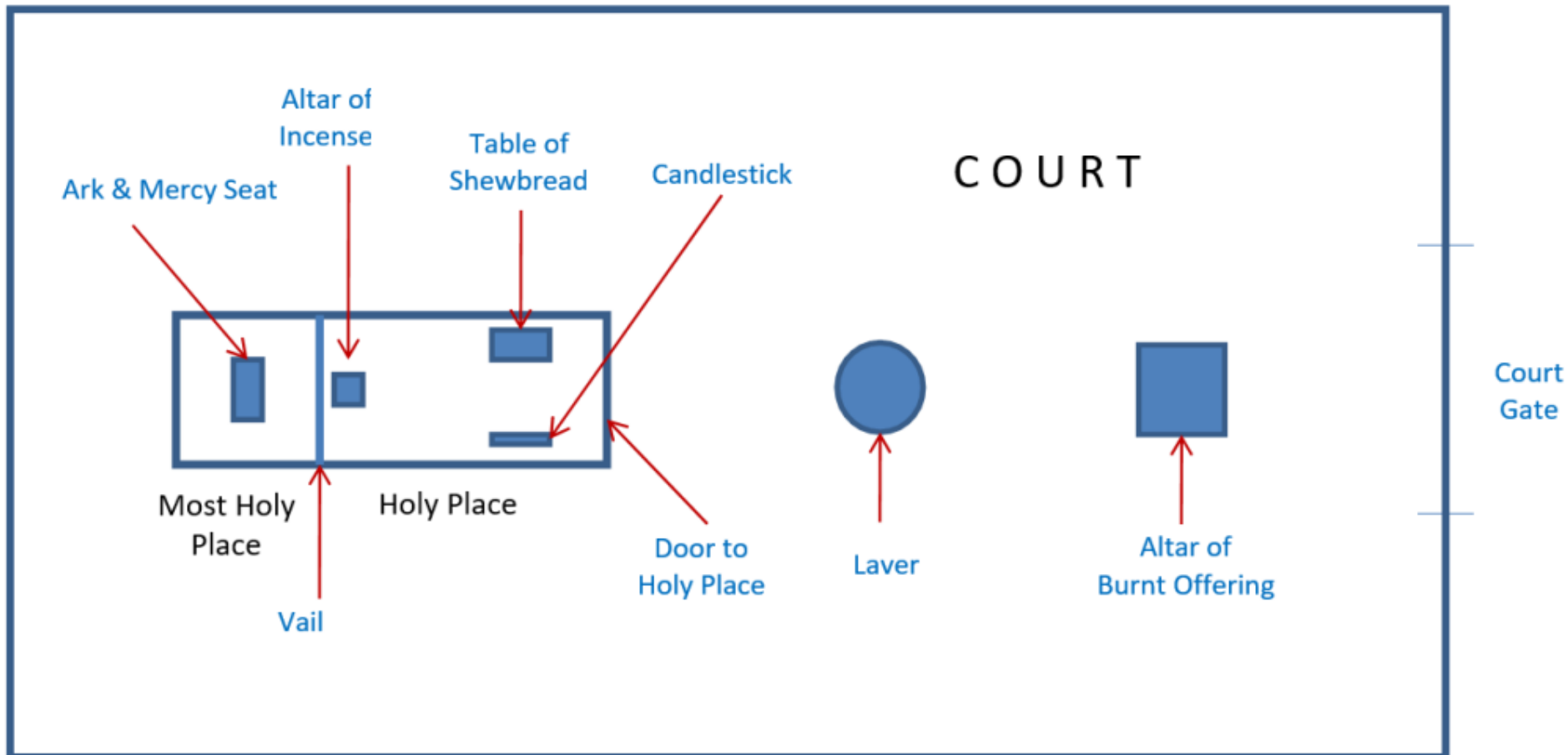
Outer Coverings of Tabernacle

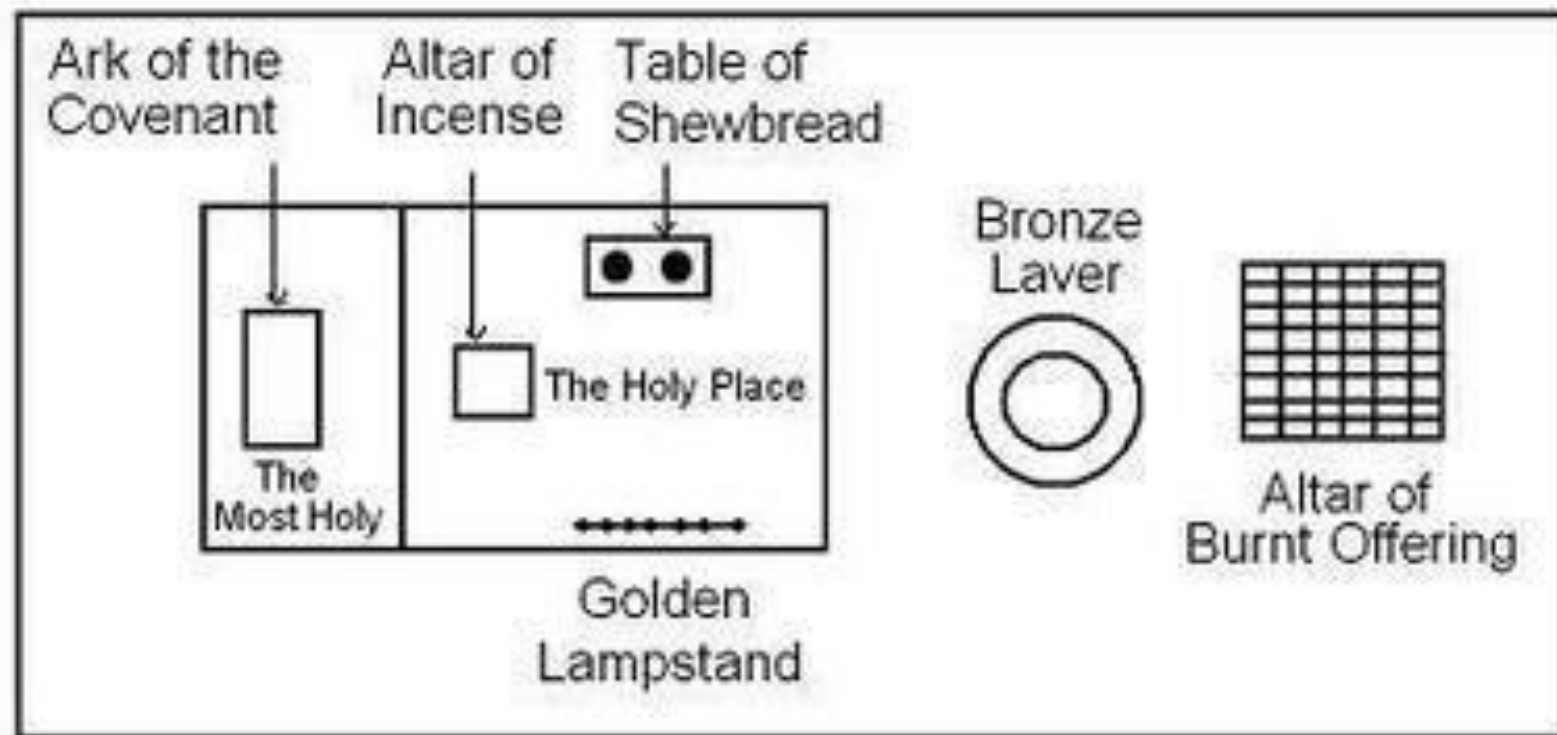
COVERINGS OF THE TABERNACLE



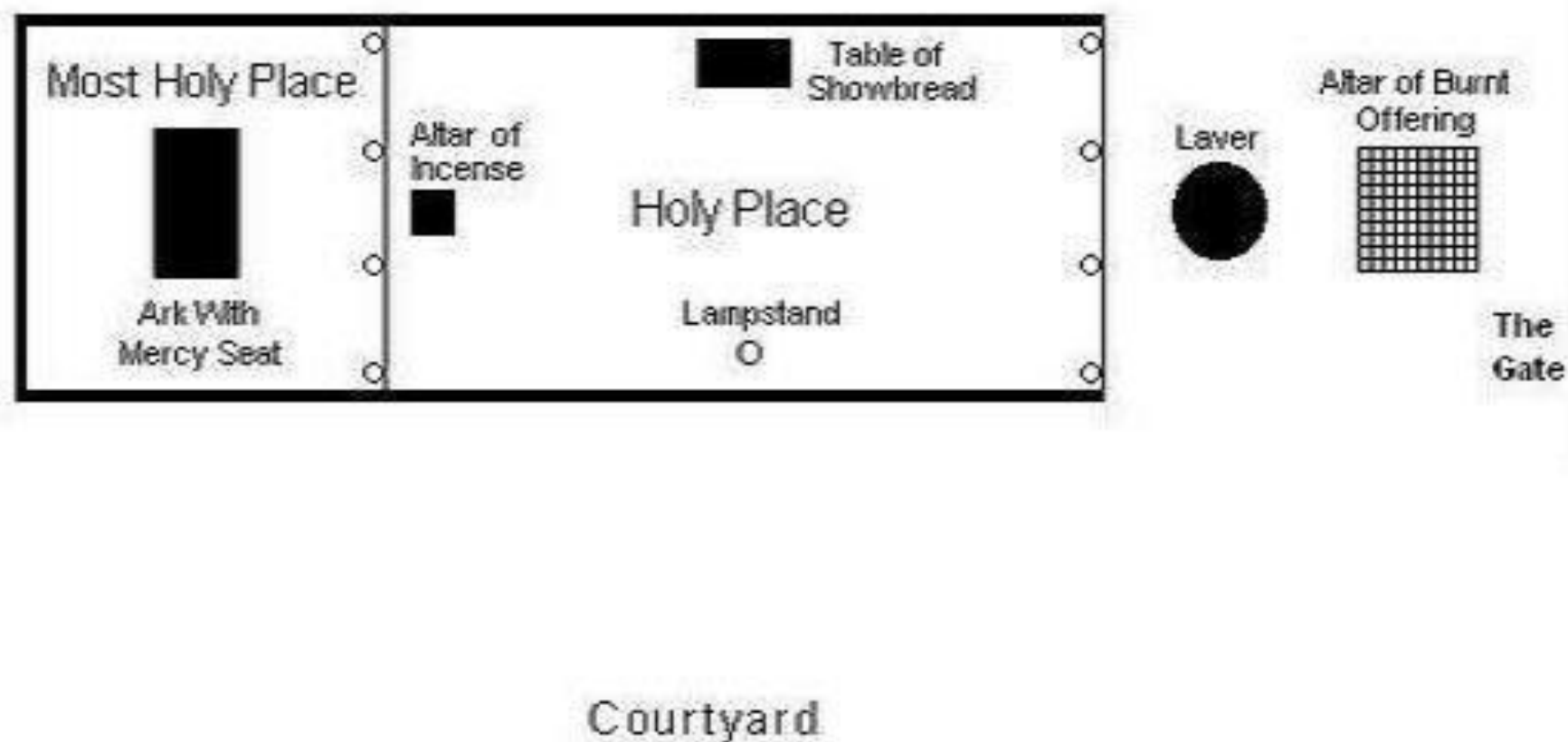
Layout & Direction of Tabernacle

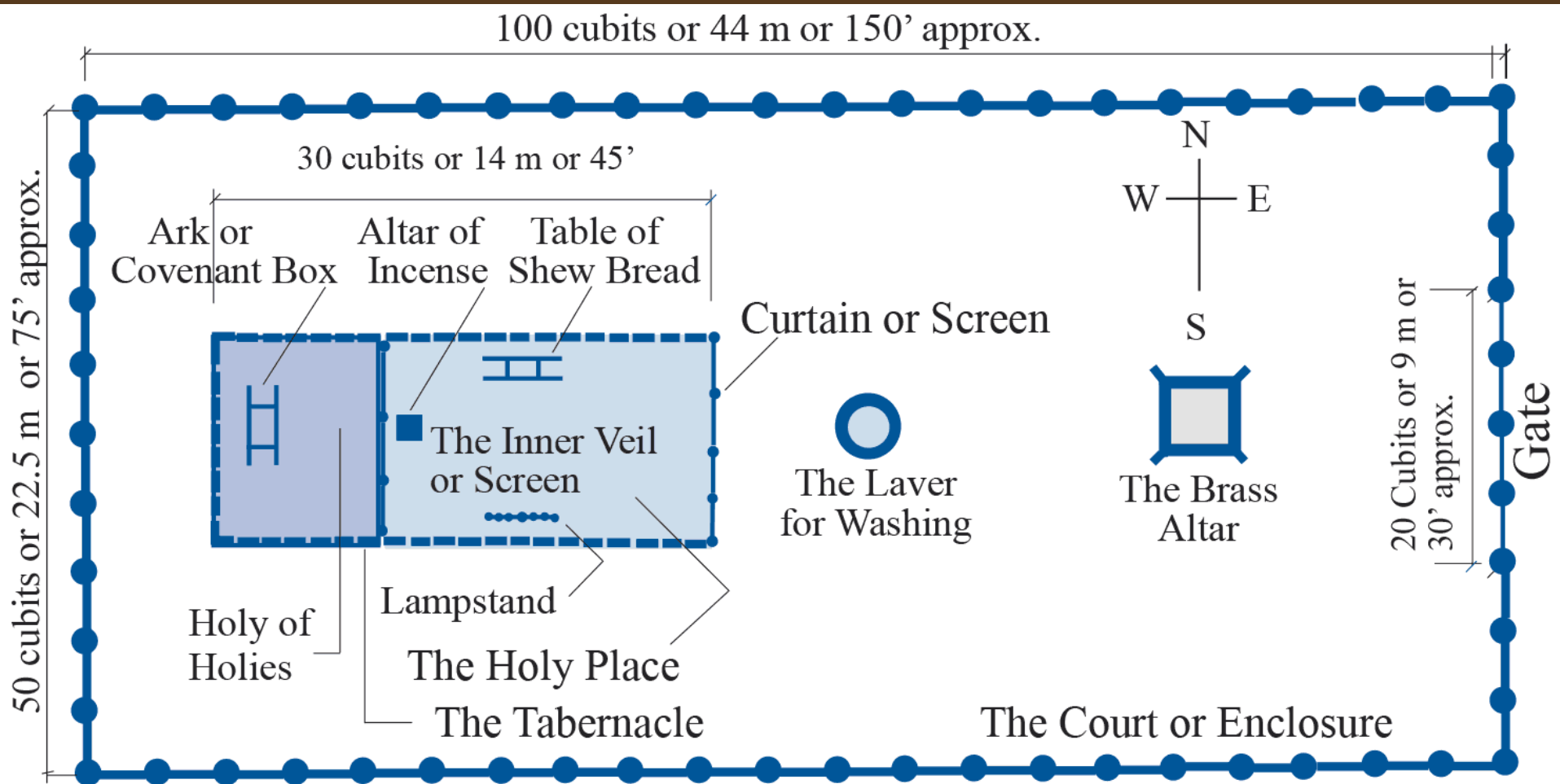
Tabernacle Floor Plan





North





Metal used in the construction:

gold	2,000 kg or 4,400 pounds
silver	3,400 kg or 7,500 pounds
bronze	2,425 kg or 5,350 pounds

INSIDE THE TEMPLE

(Cutaway view)

1. Holy of Holies
2. Ark
3. Veil
4. Altar of Incense
5. Lampstand (Menorah)
6. Holy Place
7. Table of Shewbread
8. Outer Veil

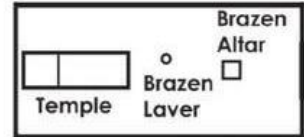
Pillar of
Smoke

The
Temple

Pillar

American
Football Field

Size comparison
(approximate):



Court of the
Tabernacle

TEMPLE COVERINGS AND CURTAINS

9. Outer covering of badger skins
10. Covering of Ram's skin dyed red
11. Curtain of goat's hair
12. Curtain of fine linen

Curtain
enclosure

Court of the
Tabernacle

Brazen
Laver

Brazen
Altar

Slaughter
Tables

Entrance
Curtain

The Tabernacle

This portable temple was built in the wilderness by the Israelites circa 1450 BC after they were freed from Egyptian slavery. The Tabernacle was the first temple dedicated to God and the first resting place of the Ark of the Covenant. It served as a place of worship and sacrifices during the Israelites' 40 years in the desert while conquering the land of Canaan.

3 And they received from Moses all the offering which the children of Israel had brought for the work of the service of making the sanctuary. So they continued bringing to him freewill offerings every morning.

4 Then all the craftsmen who were doing all the work of the sanctuary came, each from the work he was doing, 5 and they spoke to Moses, saying, "The people bring much more than enough for the service of the work which the LORD commanded us to do."

6 So Moses gave a commandment, and they caused it to be proclaimed throughout the camp, saying, "Let neither man nor woman do any more work for the offering of the sanctuary." And the people were restrained from bringing,

7 for the material they had was sufficient for all the work to be done—indeed too much. Exodus 36:1-7



Exodus 36 “Where God Guides, God Provides”

- 1. Empowered with wisdom and insight (v.1)**
- 2. The people give more than enough (v.2-7)**
- 3. Building the Tabernacle together (v.8-38)**



Exodus 38 “Building the Tabernacle Courtyard”

- 1. Making the Altar of Burnt Offering (v.1-7)**
- 2. Making the Bronze Washing Basin (v.8)**
- 3. Making the Court of the Tabernacle (v.9-20)**
- 4. Materials of the Tabernacle (v.21-31)**

Answer Plainly In Few Words

1. What material was used in each covering of the tabernacle? -----

2. Figuring from boards used, give the length of the tabernacle. -----
3. What separated the holy and most holy places? -----
4. Locate, in tabernacle, the ark, -----, table of showbread,
----- and the candlestick. -----
5. Name five vessels of the altar of burnt offering. -----

6. How wide was the screen (hanging) for the gate of the court? -----
----- Of what was it made? -----
7. Of what was the laver made? ----- Where was this material secured? -----

8. How much gold was used in the work of the sanctuary (holy place) -----

9. Rings of brass were put in what? -----
10. How many men were numbered from twenty years old and above? -----

Fill In Blanks With Proper Words

1. The linen curtains (coverings) were _____ shorter than those of goats hair.
2. _____ bars supported the boards on each side of the tabernacle, the _____ bar reached from end to end.
3. _____ wood boards overlaid with _____ formed the walls of the tabernacle.
4. The court was surrounded by _____ hangings _____ cubits high.
5. There were _____ pillars in the door of the tabernacle, and _____ in the gate of the court.
6. The altar of burnt offering was _____ cubits long, _____ cubits broad and _____ cubits high, it was overlaid with _____.
7. The court of the tabernacle was _____ cubits long and _____ cubits wide.
8. Horns were made on the _____ of the _____.
9. _____ and his _____ were to keep the lamp in order in the _____ without the _____.
10. _____ and _____ were prominent men in building the tabernacle as Moses directed.

Write "True" Or "False" In Blanks

- 1. The taches (clasps) in the goats' hair covering were of gold.
- 2. Two tenons were to be in each board.
- 3. Rings were put in the boards of the tabernacle.
- 4. The long sides of the court had as many pillars as the long sides of the tabernacle had boards.
- 5. Sockets for the pillars of the court were of brass.
- 6. Staves of the brazen altar were overlaid with gold.
- 7. Six boards served as a wall on the east end of the tabernacle.
- 8. The people failed to bring enough material to finish the tabernacle.
- 9. All the pins of the court and tabernacle were of gold.
- 10. Ithamar was the son of Hur.

How Many? Write "Number" In Blanks

- 1. Linen curtains in the tabernacle covering.
- 2. Curtains of goats' hair for the tabernacle covering.
- 3. Width in cubits of each curtain in covering of tabernacle.
- 4. Boards on each side (long way) of tabernacle.
- 5. Sockets under the boards on each side (north and south).
- 6. Taches (clasps) used in each coupling of the covering curtains.
- 7. Cubits in length of boards in the tabernacle wall.
- 8. Pillars in western end of the tabernacle court.
- 9. Cubits of hangings on each side of the gate of the court.
- 10. Sockets under pillars on the north side of the court.

EXTRA

In ----- we read, "And after the second veil, the tabernacle
which is called the ----- of -----."

For Wednesday (*Nov. 17, 2021*)

Lesson # 20